



ಬೃಹತ್ ಬೆಂಗಳೂರು ಮಹಾನಗರ ಪಾಲಿಕೆ
Bruhat Bengaluru Mahanagara Palike



BBMP COVID-19 WAR ROOM 02.04.2022



OVERVIEW OF COVID-19 IN BENGALURU

CASE TRENDS ACTIVE CASES **1,397**

<u>Confirmed Cases</u>	<u>Recovered Cases</u>	<u>Death Cases</u>
31	67	0
17,81,719 #	17,63,360 #	16,962 #

HOSPITALIZATION **19**

<u>ICU – V</u>	<u>ICU</u>	<u>HDU</u>	<u>General</u>
5	2	5	7

INCLUDES GOVT. QUOTA AND PRIVATE WALK-IN HOSPITALIZATION

VACCINATION **17,096** 1,84,54,970 #

<u>First Dose</u>	<u>Second Dose</u>	<u>Precaution Dose</u>
5,067	11,046	983
93,35,862 #	87,85,849 #	3,33,259 #

TRIAGING

MTU

1

Tele Triage

27

ACTIVE CZs

0

MCZs (< 5 cases)

0

Clusters (> 5 cases)

0

TESTING **7,418** 2,96,55,126 #

<u>Positivity : 0.49%</u>	<u>RAT</u>	<u>RTPCR</u>
<small>*FOR LAST 7 DAYS</small>	478	6,940

: indicates cumulative numbers till date



ABSTRACT OF COVID-19 SCENARIO IN BENGALURU


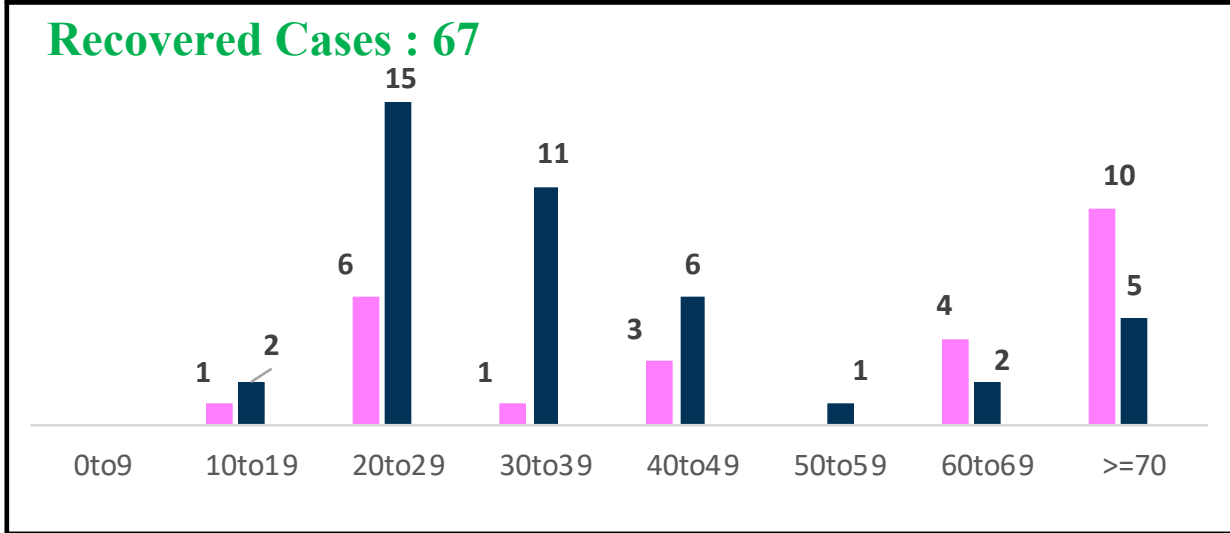
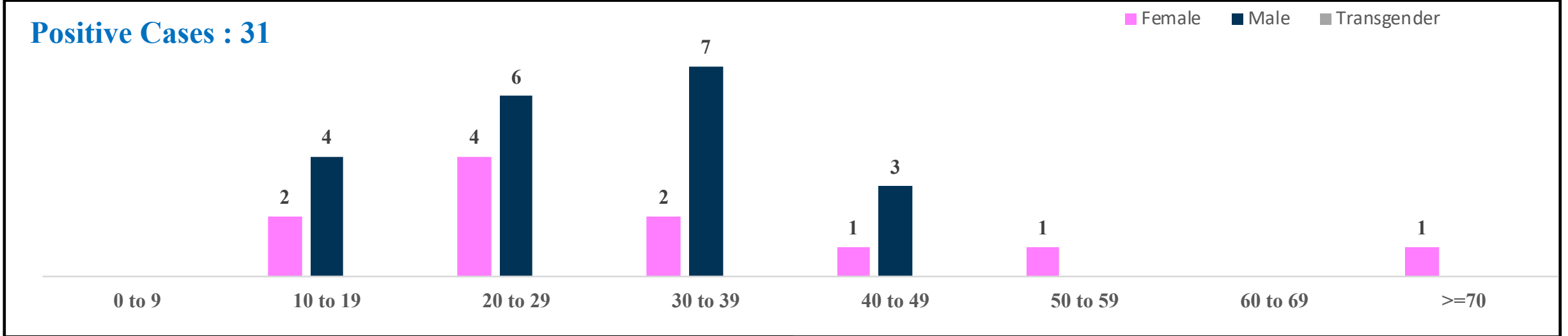


	MALE			FEMALE			TRANSGENDER			TOTAL		
	Last 24 Hours	Last 7 Days	Cumulative	Last 24 Hours	Last 7 Days	Cumulative	Last 24 Hours	Last 7 Days	Cumulative	Last 24 Hours	Last 7 Days	Cumulative
Positive Cases	20	197	10,53,833	11	101	7,27,695	0	0	191	31	298	17,81,719
Recovered Cases	42	296	10,41,703	25	186	7,21,474	0	0	183	67	482	17,63,360
Death Cases	0	1	10,744	0	1	6,214	0	0	4	0	2	16,962
Total Tests Done	In Last 24 hrs. : 7,418			In last 7 days : 61,150			Cumulative : 2,96,55,126					
Vaccine Doses Administered	In Last 24 hrs. : 17,096			In last 7 days : 1,18,830			Cumulative : 1,84,54,970					
ACTIVE CASES									1,397			

*Covid deaths occurred today : 00 | Covid deaths occurred beyond last 24 hrs., reported today : 00

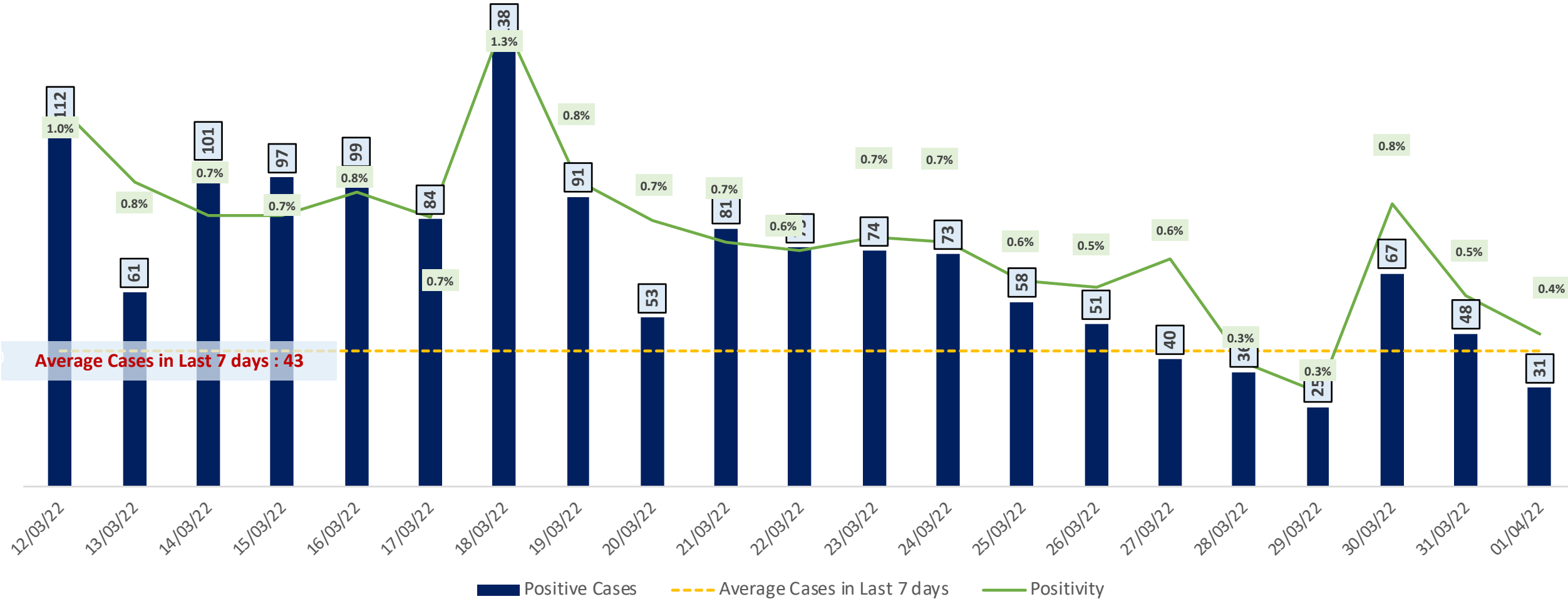


LAST 24 HOURS AGE GROUP AND GENDER WISE DISTRIBUTION



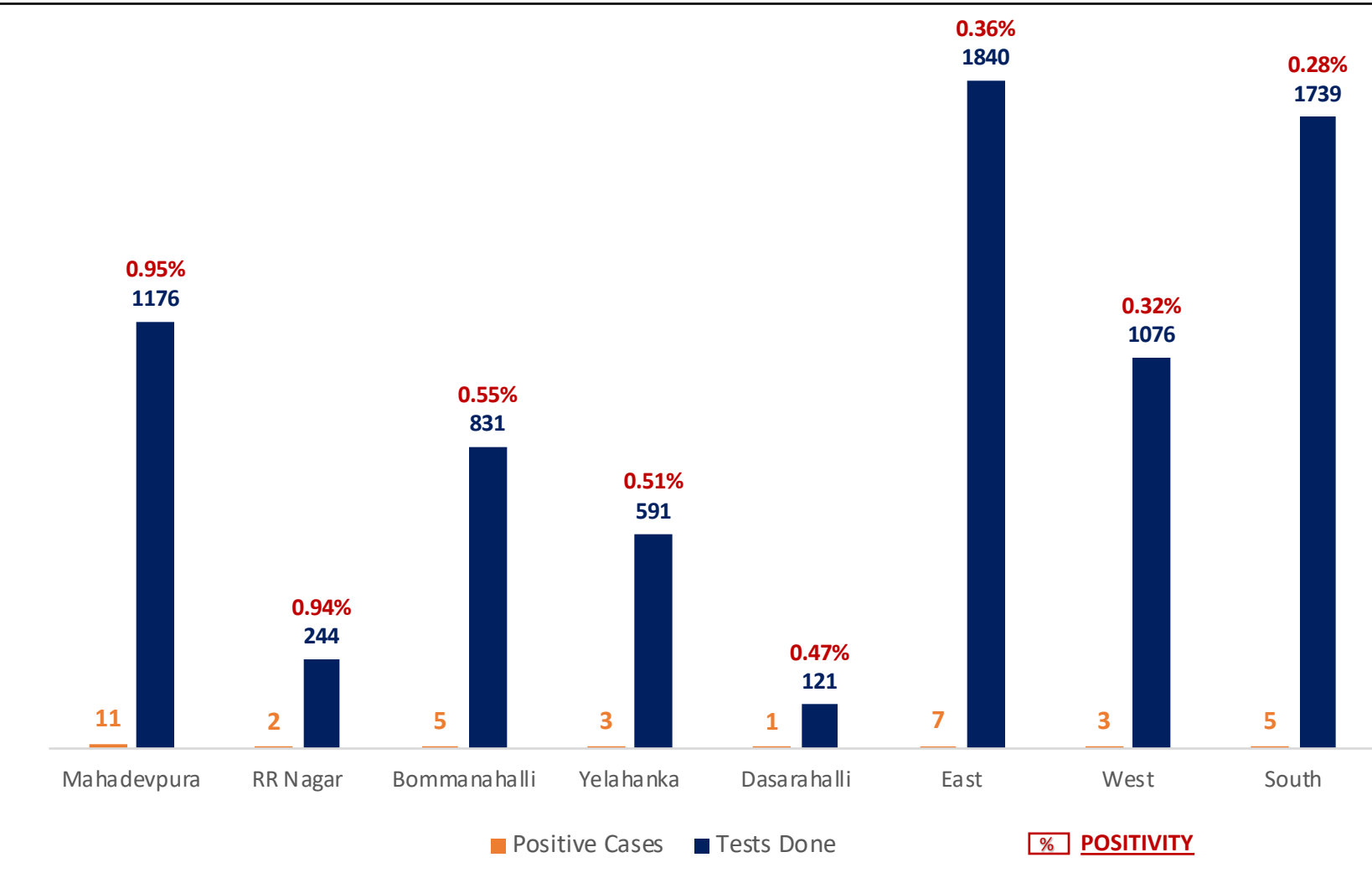


POSITIVITY RATE OF BENGALURU – LAST 21 DAYS





ZONE WISE COVID19 CASE MANAGEMENT FOR LAST 7 DAYS



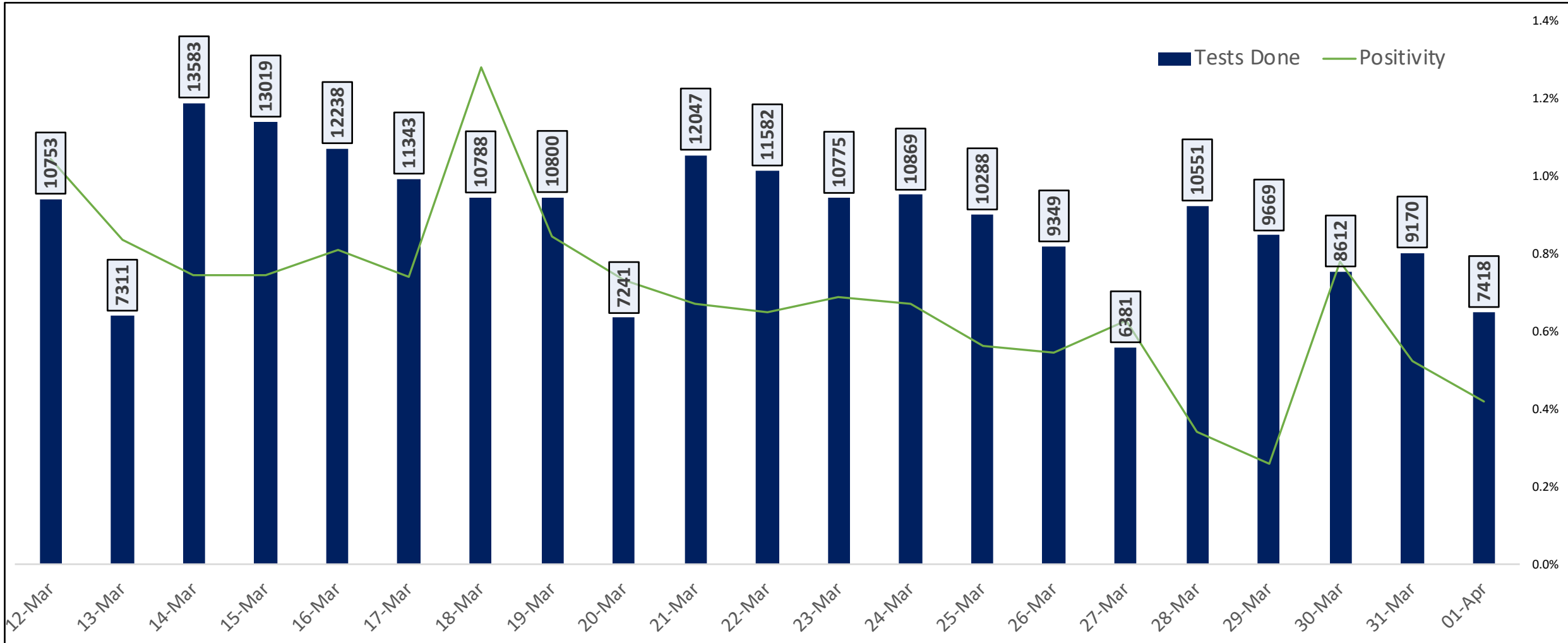
Zone Name	Hospital/ CCC	Home isolation	Under Tracing
BOMMANAHALLI	2.94%	97.06%	0.00%
DASARAHALLI	0.00%	100.00%	0.00%
EAST	6.82%	93.18%	0.00%
MAHADEVAPURA	0.00%	100.00%	0.00%
RR NAGAR	0.00%	100.00%	0.00%
SOUTH	3.70%	96.30%	0.00%
WEST	0.00%	100.00%	0.00%
YELAHANKA	0.00%	100.00%	0.00%



TESTING TRENDS IN BENGALURU

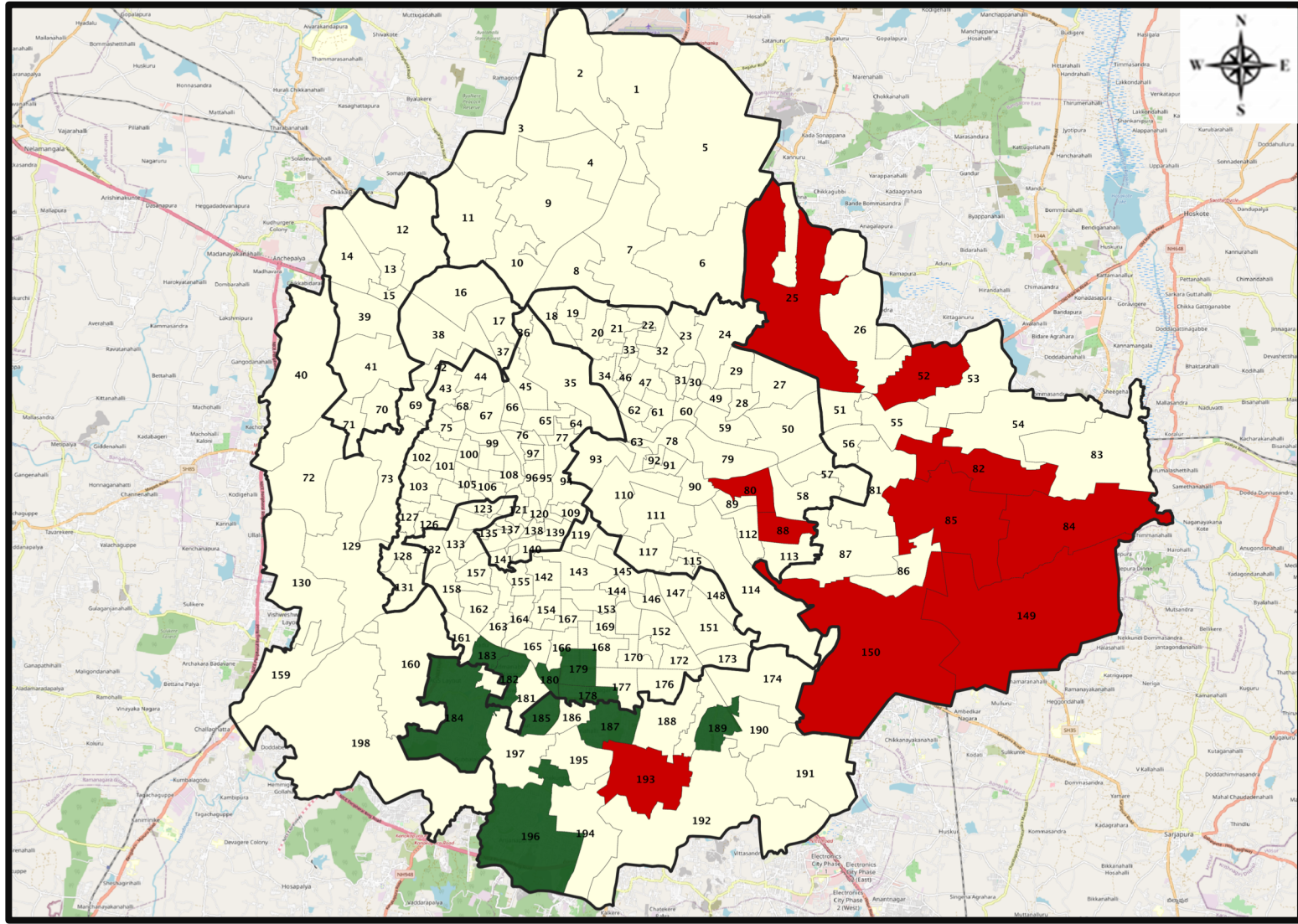


Total Test Conducted Till Date	Test Conducted Last 24 hours	Last 7 Days Average
2,96,47,708	7,418	8,736





BENGALURU URBAN MAP SHOWING TREND OF POSITIVE CASES IN LAST 7 DAYS



Top 10 wards reporting highest number of positive cases in last 7 days

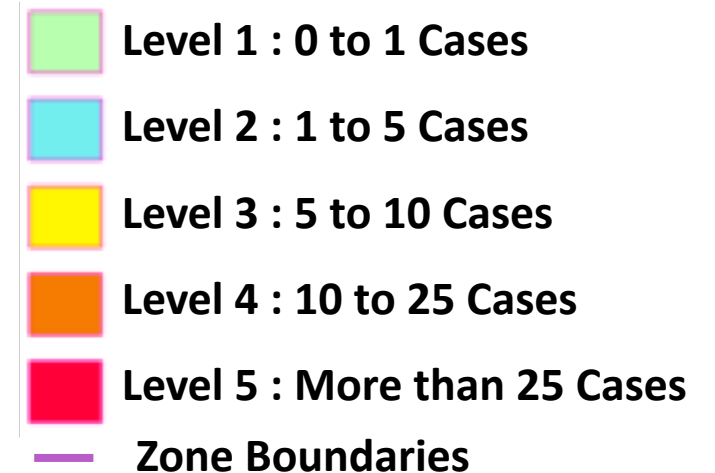
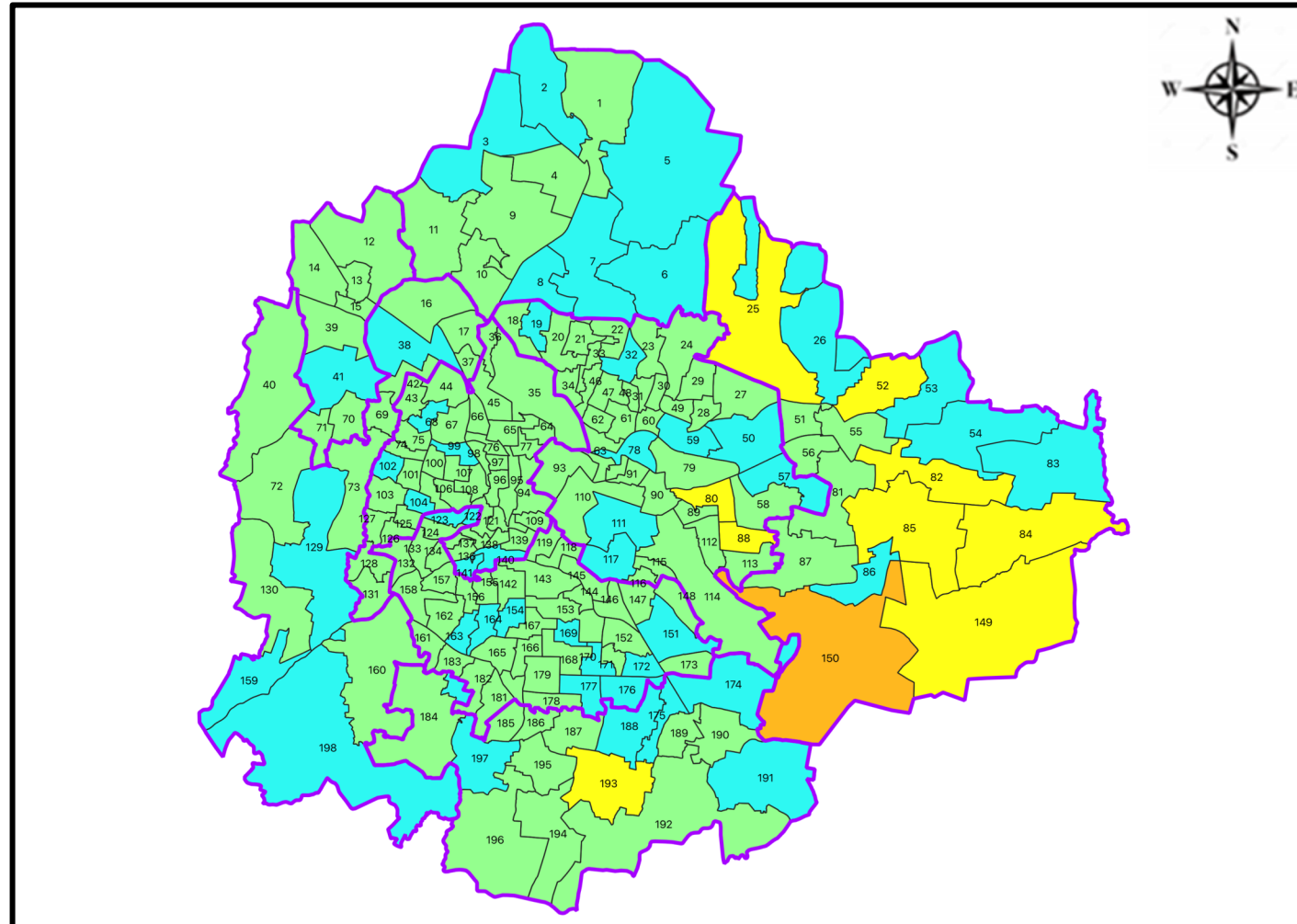
Ward No.	Ward Name	Daily Cases Average
150	Bellanduru	2
85	Dodda Nekkundi	1
25	Horamavu	1
52	K R Pura	1
80	Hoysala Nagar	1
82	Garudachar Palya	1
193	Arakere	1
84	Hagadur	1
88	Jeevanbhima Nagar	1
149	Varthuru	1

Top 10 wards reporting least number of positive cases in last 7 days

Ward No.	Ward Name	Daily Cases Average
196	Anjanapura	0
189	Hongasandra	0
187	Puttenahalli	0
185	Yelchenahalli	0
184	Uttarahalli	0
183	Chikkalsandra	0
182	Padmanabha Nagar	0
180	Banashankari Temple Ward	0
179	Shakambari Nagar	0
178	Sarakki	0



BENGALURU MAP SHOWING INTENSITY OF POSITIVE CASES IN LAST 7 DAYS





GOVT. QUOTA COVID BED STATUS AS ON 02.04.2022



SR. NO.	Facility Type	No. of Hospital	Total Allocated Beds for C+ Patients					Occupied Beds for C+ Patients					Net Available Beds for C+ Patients				
			Gen Beds	HDU	ICU Beds	ICU-V	Total	Gen Beds	HDU	ICU Beds	ICU-V	Total	Gen Beds	HDU	ICU Beds	ICU-V	Total
1	Government Medical Colleges	4	120	255	33	27	435	0	0	0	0	0	120	255	33	27	435
2	Government Hospitals	18	637	292	74	95	1,098	1	1	0	0	2	636	291	74	95	1,096
3	Private Medical Colleges	12	178	200	66	35	479	0	0	0	0	0	178	200	66	35	479
4	Private Hospitals	32	181	61	49	42	333	1	0	1	5	7	180	61	48	37	326
5	Covid Care Centre	1	50					0					50				
Total Beds		67	1,166	808	222	199	2,395	2	1	1	5	9	1,164	807	221	194	2,386

* Status as on 02.04.2022 – 04:30 PM



ACTIVE PATIENTS ADMITTED UNDER GOVT. QUOTA



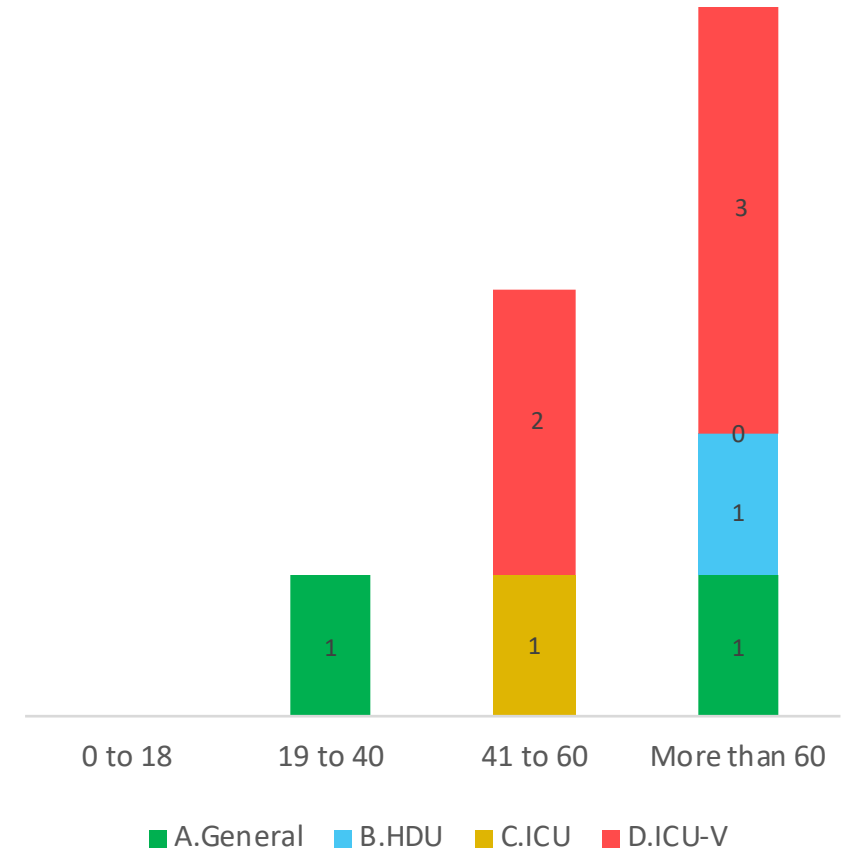
Admission By Bed Type And Number Of Days From Date Of Admission

Days in Hospital	General	HDU	ICU	ICU-V	Total
0 to 7 Days					
8 to 14 Days					0
15 to 21 Days					0
Beyond 21 days	2	1	1	5	9
TOTAL	2	1	1	5	9

* Only Government Quota Admissions through CHBMS considered

* Status as on 02.04.2022 – 04:00 PM

Age Group Distribution Of Active Hospital Admission



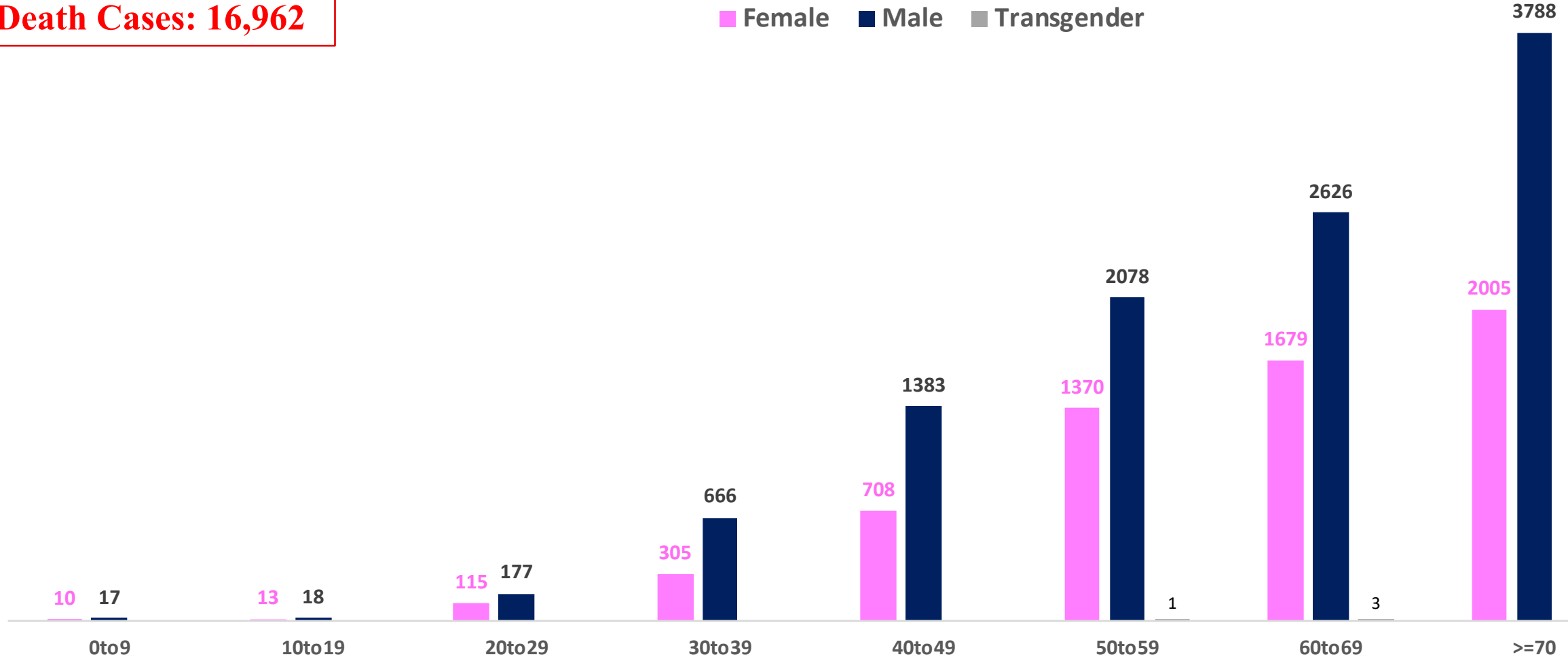


AGE AND GENDER WISE DISTRIBUTION OF DEATH CASES



Death Cases: 16,962

Female Male Transgender





VACCINATION COVERAGE AS ON 01.04.2022



Total Doses Administered

1,84,54,970

▲ 17,096

12-14 years

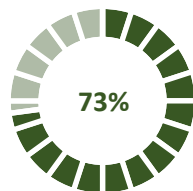
* Eligible Population 2.82 Lakhs

1ST DOSE

31,591

Doses administered

▲ 4,471



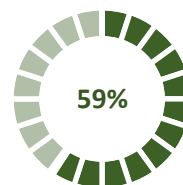
Total 15-18 years Population : 4.42 Lakhs

1ST DOSE

3,22,670

Doses administered

▲ 299



2ND DOSE

2,62,071

Doses administered

▲ 0,570

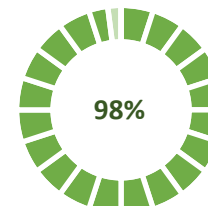
Total adult Population : 91.7 Lakhs

1ST DOSE

89,81,601

Doses administered

▲ 297

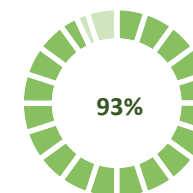


2ND DOSE

85,23,778

Doses administered

▲ 10,476



Priority Group*

Health Care Workers

Dose 1

2,10,258

Doses administered

▲ 0

Dose 2

2,05,831

Doses administered

▲ 54

Frontline Workers

Dose 1

3,81,723

Doses administered

▲ 1

Dose 2

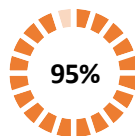
3,71,779

Doses administered

▲ 60

45 – 59 Years Coverage

Dose 1

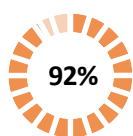


16,91,786

Doses administered

▲ 27

Dose 2



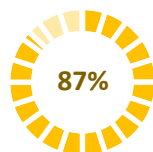
16,26,363

Doses administered

▲ 2613

18 - 44 Years Coverage

Dose 1

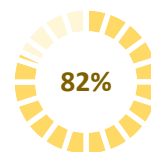


57,19,972

Doses administered

▲ 258

Dose 2



53,84,392

Doses administered

▲ 7,110

60 + Years Coverage

Dose 1



9,77,862

Doses administered

▲ 11

Dose 2



9,35,413

Doses administered

▲ 639

PRECAUTION DOSE



3,33,259

Doses administered

▲ 0,983

PRECAUTION DOSES ADMINISTERED

Health Care Workers

62,052

Booster Doses administered

▲ 122

Front Line Workers

47,539

Booster Doses administered

▲ 149

60 + Years Coverage

2,23,668

Booster Doses administered

▲ 0,712



COVID-19 SCENARIO IN BENGALURU AND OTHER METROPOLITAN CITIES



CITY NAME	Positive Cases	Active Cases	Recovered	Deceased	Vaccine Doses Administered
New Delhi	18,65,101	483	18,38,465	26,153	3,26,91,162
Bengaluru*	17,81,719	1,397	17,63,360	16,962	2,12,25,427
Mumbai	10,57,105	274	10,37,272	19,559	2,05,64,227
Chennai	7,51,100	130	7,41,902	9,068	1,02,33,777
Kolkata	4,47,192	272	4,41,264	5,656	97,78,423

Source : <https://dashboard.cowin.gov.in/> at 5:00pm (02.04.2022)
Source : <https://www.covid19bharta.in/> at 5:00pm (02.04.2022)

*includes BBMP & Bengaluru Urban



SNAPSHOT OF COVID-19 CASES IN BENGALURU URBAN



**Total Wards With
<=5 Cases* :
183**

**Tests Conducted
On 01.04.2022:
7,418**

**Recovery
Rate:
98.97%**

**Total
Active Cases :
1,397**

**Total Vaccinated on
01.04.2022:
21,333**

**Positivity
Rate* :
0.49%**

**Active
Rate:
0.08%**

**Case
Fatality Rate* :
0.67%**



*Total positive cases In the past 7 days

*CFR and positivity is for Past 7 days



ಬೃಹತ್ ಬೆಂಗಳೂರು ಮಹಾನಗರ ಪಾಲಿಕೆ
Bruhat Bengaluru Mahanagara Palike



Download BBMP Bulletin	https://apps.bbmpgov.in/covid19/mediabulletin.php
For BBMPCovid19 Bed Status:	https://apps.bbmpgov.in/covid19/en/Bedstatus.php
To register for vaccination :	https://selfregistration.cowin.gov.in/
BBMP COVID19 Dashboard:	https://apps.bbmpgov.in/covid19/
Follow us on:	 www.facebook.com/bbmp.comm1/
	 twitter.com/BBMPCOMM

Issued by:

**Honorable Chief Commissioner, BBMP
Special Commissioner Health & IT, BBMP
MD, Bengaluru Smart City Limited**

THANK YOU !

